



**BUILDING.
DELIVERY**

YOUR CUSTOM PORTABLE BUILDING DELIVERED ANYWHERE IN ONTARIO



- CALL OR TEXT
- DESIGN YOUR OWN
- ON-LOT DEMOS

(289) WE-BUILD

www.building.delivery/designer

www.building.delivery/inventory

PORTABLE
BUILDINGS BY



SCAN HERE FOR
MY PRICES AND
SALES ALERTS



FEATURED STYLES

Lofted Barn ^{LB}



Standard Features: 6'6" Under Loft Height, Two Reinforced Lofts Located on Opposite Ends of Interior, 70" Door Opening & Double Wooden Doors, Door Lock and Keys, High-End Durable Hinges, and Spring Latch Hooks Top and Bottom of Left Door Ensures Security.

Side Lofted Barn ^{SLB}



Standard Features: 6'6" Under Loft Height, Two Reinforced Lofts Located on Opposite Ends of Interior, Two 2'x3' Windows with Latches/Screens, 70" Door Opening & Double Wooden Doors, Door Lock and Keys, High-End Durable Hinges, Spring Latch Hooks Top and Bottom of Left Door Ensures Security.

Lofted Garage ^{LG}



Standard Features: New Window and Door Configuration! Two 3'x3' Windows with Latches/Screens, One 36"x70" 4-Lite Outswinging Door, One 9'x7' Roll-Up Door, 6'6" Under Loft Height, Two 4' Reinforced Lofts Located on Opposite Ends of Interior, and Premier's New Premium 3/4" Flooring.

Garage ^{SLB}



Standard Features: Our Classic Low Pitched Gable Roof Garage with New Window and Door Configuration! Two 3'x3' Windows with Latches/Screens, One 36"x78" 4-Lite Outswinging Door, One 9'x7' Roll-Up Door, and Premier's New Premium 3/4" Flooring.

Utility ^{UTX}



Standard Features: Low Pitched Gable Roof, 92" Interior Wall Height, 70" Door Opening & Double Wooden Doors, Door Lock and Keys, High-End Durable Hinges, Spring Latch Hooks Top and Bottom of Left Door Ensures Security.

Side Utility ^{SUTX}



Standard Features: Low Pitched Gable Roof, 92" Interior Wall Height, Two 2'x3' Windows with Latches/Screens, 70" Door Opening & Double Wooden Doors, Door Lock and Keys, High-End Durable Hinges, Spring Latch Hooks Top and Bottom of Left Door Ensures Security.

WATCH HOW WE DELIVER HIGH-QUALITY, PREASSEMBLED BUILDINGS:



www.building.delivery/mule

Real customer-supplied photos from 2025!

Lofted Barn Cabin ^{LBC}



Standard Features: New 6' Deep Porch with Increased Porch Height -6' from Porch Front to Wall, Three 2'x3' Windows with Latches/Screens, 6'6" Under Rear Loft Height, Two Reinforced Loft Spaces Located on Opposite Ends of Interior, 78" 9-Lite Door with Lock and Keys.

Premier Lofted Barn Cabin ^{PLBC PREMIER}©



Standard Features: New 6' Deep Porch with Increased Porch Height - 6' from Porch Front to Wall, 6'6" Under Rear Loft Height, Two Reinforced Loft Spaces Located on Opposite Ends of Interior, Four 2'x3' Windows with Latches/Screens with New Optimal Cross Wind Location on Both Sides of the Building, 78" 9-Lite Door with Lock and Keys

Cabin ^C



Standard Features: New 6' Deep Porch with Increased Porch Height, Low Pitched Gable Roof, 92" Interior Wall Height, Three 2'x3' Windows with Latches/Screens, and 9-Lite 36"x78" Door with Lock and Keys. 8' model does not have railing.

Centre Cabin ^{CC}



Standard Features: The Center Cabin includes 8' Wide Porch (option to upgrade to a 12' Wide Porch) with Increased Porch Height, Low Pitched Gable Roof, 92" Interior Wall Height, Three 2'x3' Windows with Latches/Screens, and 9-Lite 36"x78" Door with Lock and Keys. Center porch location creates a great natural separation inside.

Premier Cottage Shed ^{PCS}



Standard Features: 75" Rear Wall & 89" Front Wall. 70" Door Opening with Double Wooden Entry Doors. One 2'x3' Window. Door Lock and Keys, High-end Hinges, Spring Latch Hooks Top and Bottom of Left Door Ensures Security. Not Available in Metal.

Centre Lofted Cabin ^{SLC}



Standard Features: The Center Lofted Cabin includes a 8' wide porch with increased porch height. Three 2'x3' windows with latches and screens as well as a 78" 9-Lite door with lock and keys. Two Reinforced Lofted spaces located on opposite ends of the interior.

www.building.delivery/inventory

SEE ALL OUR
LOCATIONS AND
INVENTORY



SIDING COLOUR OPTIONS (Colours may vary)




CHESTNUT BROWN




DARK EBONY




MAHOGANY



CACTUS




SCARLET RED



DRIFTWOOD



NAVY




OLIVE



NATURAL CLAY



SANDSTONE



SLATE BLUE



GREY STONE



WHITE

TWO-TONE SIDING OPTIONS

6'–8' Wide	\$100
10'	\$200
12'	\$300

14'	\$400
16'	\$500

METAL COLOUR OPTIONS (Colours may vary)



BLACK



HERON BLUE




COFFEE BROWN




BURGUNDY



CHARCOAL



TAN



GALVALUME




STONE GREY



IVORY



BRIGHT RED



TILE RED




BUCKSKIN



METRO BROWN



MELCHERS GREEN



BRIGHT WHITE

UPGRADE TO METAL SIDING

Upgrade 8'-10' Wide Building to Metal	\$500.00
Upgrade 14' Wide Building to Metal	\$900.00

Upgrade 12' Wide Building to Metal	\$700.00
Upgrade 16' Wide Building to Metal*	\$1,100.00

*Metal upgrade includes Fibreglass Double Door Option, wall studs on 24" centres, and OSB Walls. *16' Wide Metal Upgrade only available in certain regions, ask me for details. Trim colour matches Roof colour. Actual colours may vary from those displayed. All buildings can be upgraded to metal siding for an additional cost (except cottage and garden sheds).*

STANDARD IN ALL PREMIER BUILDINGS

- 30-year metal roofing
- 2" x 6" floor joists set into notched 4" x 6" ground skids
- 5/8" tongue and groove flooring
- 3/4" tongue and groove flooring in all garages
- 3/8" industry leading siding
- All buildings are sprayed with high quality exterior paint
- Truss plates on doors & trusses for maximum durability
- Standard wooden doors are 70" wide and double-opening
- Diamond-Plate thresholds *(except in cabins)



FREE DELIVERY & FREE SET UP*

*Free within 80km radius.
Delivery available across Ontario. Ask for detail.

CREATE YOUR OWN PORTABLE BUILDING!

Use my online tool at www.building.delivery to create and customize your own shed. See styles and sizes. Add, remove, or move around all doors and windows. Try different colours!



Dan Postma
your Premier dealer

(289)WE-BUILD (932-8453)
dan@building.delivery
www.building.delivery



Ask me for even more options:





- 14 door options, from cutouts to French doors to rollup garage doors
- 11 window options, from 18"x23" to 4'x8' cutouts
- Spray-foam insulated floors, walls, ceilings
- Insulated windows, doors, overhead garage doors
- Add or remove loft depth, loft height, wall height, porch space, interior walls, shelves, work benches
- Gravel or concrete base prep available, see next page
- Interior electrical and finishing available, see next page

www.building.delivery/designer

SCAN HERE TO
CUSTOMIZE YOUR
BUILDING



THREE WAYS TO BUY

	OUTRIGHT PURCHASE	FINANCING THROUGH FINANCEIT®	RENT-TO-OWN
TOTAL COST OF OWNERSHIP (Lifetime)	\$	\$\$	\$\$\$
DOWN PAYMENT	\$\$\$	\$	\$
CREDIT CHECK	n/a	yes	no
PAPERWORK REQUIRED			
RETURNS	Cancellation Fees	Cancellation Fees	Yes, you can return building any time without penalty. Premier will pick up free of charge.
PAYMENT TERMS	50% of pre-tax total due at time of purchase. Balance due upon your signed satisfaction with delivery (or on-site build).	Down payment of \$100-\$750 due at time of purchase, depending on size of building. Extra mileage and pilot car fees also due at time of purchase, if applicable. Client will be invited to apply using the Financeit app. Financeit performs “soft credit poke” to assess your lendability. Financeit is a well-recommended and often-used provider. Weekly, biweekly, or monthly payment terms. 180-240 month terms available. Interest rate starts at 13.99%, if approved.	Down payment of \$100-\$750 due at time of purchase, depending on size of building. Extra mileage and pilot car fees also due at time of purchase, if applicable. Any given rent payment you make is allocated 40% to rent, 60% to principal reduction. 36 and 48 month payment terms available.
PAY OFF FASTER 		Yes. It is completely flexible: make double payments or lump sum payments, or pay off in full, any time without penalty.	Yes. It is completely flexible: make double payments or lump sum payments, or pay off in full, any time without penalty. Must make at least one monthly payment before paying balance.

NO CREDIT CHECK FOR RENT-TO-OWN.

BASE PREP AVAILABLE

Gravel base recommended for most customers. All buildings have non-removable 4x6 groundwater-rated, pressure-treated runners under length of building, keeping your building off grade for exceptional durability.

Let us do your prep!

Ask Dan about hiring base prep specialists - available in certain regions.



Photos:
Brian Dijkema

FINISHING AVAILABLE

Realize your dream!

Ask Dan about hiring finishing specialists - available in certain regions. Premium interior flooring, batt insulation, drywall, interior framing, stairs, ladders, electrical, and plumbing services offered.

*All zoning and permitting requirements are sole responsibility of owner. WSIB and liability insurance included.



REFERRAL BONUSES:

Love your building? Refer a friend and you both get paid! Get in touch.

www.building.delivery/contact

CONTACT DAN
POSTMA, PREMIER
DEALER



MY CLIENTS' FREQUENTLY ASKED QUESTIONS

Q: HOW FAST CAN YOU DELIVER?

A: Generally 2-3 weeks for on-lot buildings, and 5-7 weeks for custom shop builds.

Q: HOW DO YOU DELIVER?

A: We'll contact you a few days in advance to schedule your delivery date and time. FREE delivery within 80 km radius of any Premier dealer location. Watch our delivery system here: www.building.delivery/mule

Q: WHAT SHOULD I PREPARE FOR A BASE?

A: Grass usually isn't enough, and concrete usually is overkill. 4" gravel bases recommended. Our driver will use PT shims to level up to 18". Concrete blocks (min. 2") may be used but must be provided by customer. Ask me about hiring base prep specialists to supply and install.

Q: WHAT IF I'M FENCED IN AND YOU CAN'T DELIVER TO MY SPOT?

A: Premier can build on site instead of delivering to you, in certain areas of Ontario only. Extra costs will apply. Watch our build-on-site process here: www.building.delivery/onsite

Q: CAN I CUSTOMIZE MY BUILDING?

A: Design your own at www.building.delivery. There are many additional options. Ask me about interior finishing available from a licensed, insured contractor.

Q: WHAT'S THE LARGEST BUILDING YOU CAN DELIVER?

A: We can deliver up to 16x50 some locations in Ontario. Pilot car vehicle permits are required for any building 11'3" or wider, by Ontario law. We will advise prior to purchase, and will arrange at customer expense.

Q: HOW CAN I HAVE PEACE OF MIND FOR A LARGE PURCHASE?

A: All Premier buildings come with 5-year overall craftsmanship warranty, 30-year steel roof manufacturer's warranty, and 50-year siding manufacturer's warranty. All buildings acquired through rent-to-own are covered by RTO ASSURANCE limited insurance. If you are nervous about buying online or custom, try purchasing through rent-to-own with a small down payment, then pay the building in full once your building is delivered.

Q: WHO IS RESPONSIBLE FOR PERMITS?

A: We can't be responsible for permits, code restrictions, damage to yards, driveways, or underground utilities. You must be aware of building permits and homeowners' association rules, setbacks, and rights-of-way. You must ensure that ground conditions are suitable. Ask for our free engineered, stamped drawing set if you decide to apply for permit.

Read more: www.building.delivery/FAQ

See hundreds of photos and walkthrough videos:

 facebook.com/building.delivery

**NEED
TEMPORARY
STORAGE?**



FutureStorage.ca
now that's convenient

Rent a pod from Dan!
(289)6-FUTURE